

CZ0240

A


描述 Descriptions

全塑防爆控制器有六种标准尺寸外壳供选择，CZ0240/1, CZ0240/2, CZ0240/3可以互相组合，CZ0240/4, CZ0240/5, CZ0240/6也可互相组合，最多可以将三个外壳组合成一体。外壳采用抗静电合金塑料制成，盖和基座的结合面设计成凹凸形，设有硅橡胶密封结构，即使合上盖密封后也可安装。

内装防爆元件模块安装在外壳内的导轨上，CZ0240/1, CZ0240/2, CZ0240/3 电缆入口为一个，可按用户要求可设在顶部或底部；CZ0240/4, CZ0240/5, CZ0240/6 电缆入口设在底部，最多数量二个。

There are six standard enclosure sizes for options. Each CZ0240/1, CZ0240/2 and CZ0240/3 can be combined together and each CZ0240/4, CZ0240/5 and CZ0240/6 can be combined together, but max. three pieces are together. The enclosure made of static-resistant plastic alloy and the concave-convex joint is designed between cover and body which the silicon rubber bar is sealed between them and it can be mounted even if the cover is closed and sealed. Built-in explosion-proof components modules are mounted on rails in the enclosure and one cable entry of CZ0240/1, CZ0240/2, CZ0240/3 can be opened on top or at bottom as request. The max. 2 cable entries of CZ0240/4, CZ0240/5, CZ0240/6 can be opened at bottom.

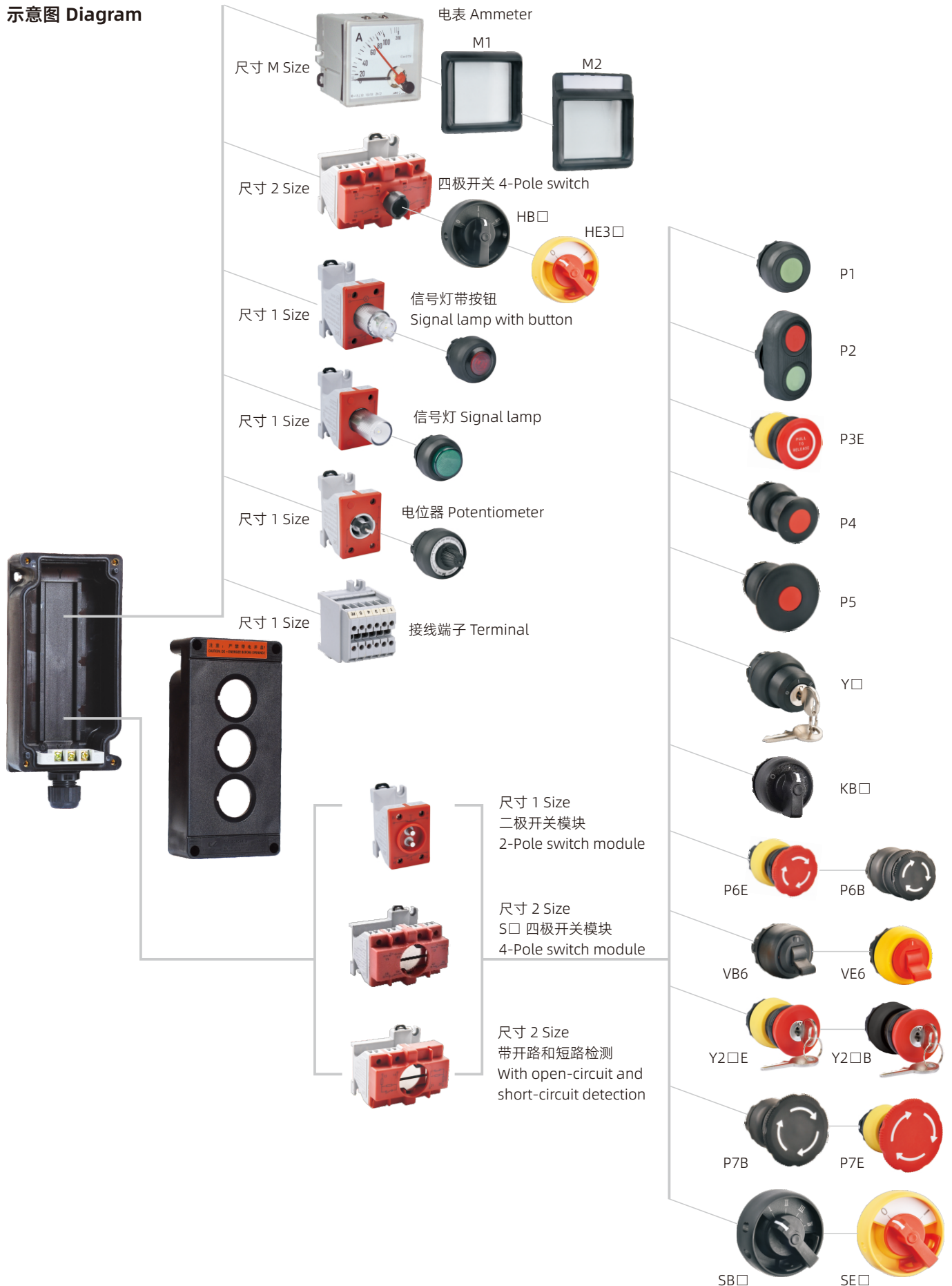
- 六种标准外壳
- 安装简易
- 配置极其灵活
- 化学性能稳定
- 可配塑制电缆密封套或金属电缆密封套
- IECEx国际认证、ATEX欧盟认证

- Six kinds of standard enclosure.
- Easy installation.
- Flexible configure.
- High chemical stability.
- Can match plastic molded or metal cable gland.
- IECEx International Approval, ATEX European Approval

1 区和 2 区 Zone 1 and zone 2

21 区和 22 区 Zone 21 and zone 22

示意图 Diagram



主要数据 Main technical data

认证 Certification	防爆标志 Ex mark	符合标准 Meet the standard
CCC: 2019332304000073	Ex d e ia mb II C T6/T5 Gb Ex tD A21 IP66 T80°C/T95°C	GB/T3836 GB12476
IECEX: IECEX CML 17.0025X	Ex db eb ia mb II C T6/T5 Gb Ex tb IIIC T80°C/T95°C Db	IEC60079
ATEX: CML 17 ATEX 1040X	Ex II 2 G D Ex db eb ia mb II C T6/T5 Gb Ex tb IIIC T80°C/T95°C Db	EN60079

A

适用范围: 用于 1 区和 2 区, 用于 21 区和 22 区

 使用环境温度: $-40^{\circ}\text{C} \leq T_a \leq +40^{\circ}\text{C}/+55^{\circ}\text{C}$

防护等级: IP66

额定电压: up to 500V

额定电流: up to 16A

 元件端子: 2.5mm² PE 端子: 4mm²

外壳材料: 抗静电合金塑料

 符合: **CE** 2460

电缆入口: CZ0240/1, CZ0240/2, CZ0240/3 标准配置:

 塑制 1×M20 电缆外径 $\Phi 6 \sim 13\text{mm}$

CZ0240/4, CZ0240/5, CZ0240/6 标准配置:

 塑制 2×M25 电缆外径 $\Phi 9 \sim 17\text{mm}$

安装形式: 壁式安装

立式安装(安装附件详见 A/63~A/64 页)

Intended use: Can be used in zone 1 and zone 2

Can be used in zone 21 and zone 22

 Ambient temperature: $-40^{\circ}\text{C} \leq T_a \leq +40^{\circ}\text{C}/+55^{\circ}\text{C}$

Degree of protection: IP66

Rated voltage: up to 500V Rated current: up to 16A

 Component terminal: 2.5mm² PE terminals: 4mm²

Material of enclosure: Alloy plastic of static resistance

 Conformity to: **CE** 2460

Cable entry: CZ0240/1, CZ0240/2, CZ0240/3 Standard configure:

 Molded plastic 1×M20, cable outer diameter $\Phi 6 \sim 13\text{mm}$

CZ0240/4, CZ0240/5, CZ0240/6 Standard configure:

 Molded plastic 2×M25, cable outer diameter $\Phi 9 \sim 17\text{mm}$

Mounting way: wall mounted type

Vertical mounted (mounting accessory see A/63~A/64) type

根据用户要求, 可选配不同的外壳方案和元件模块。

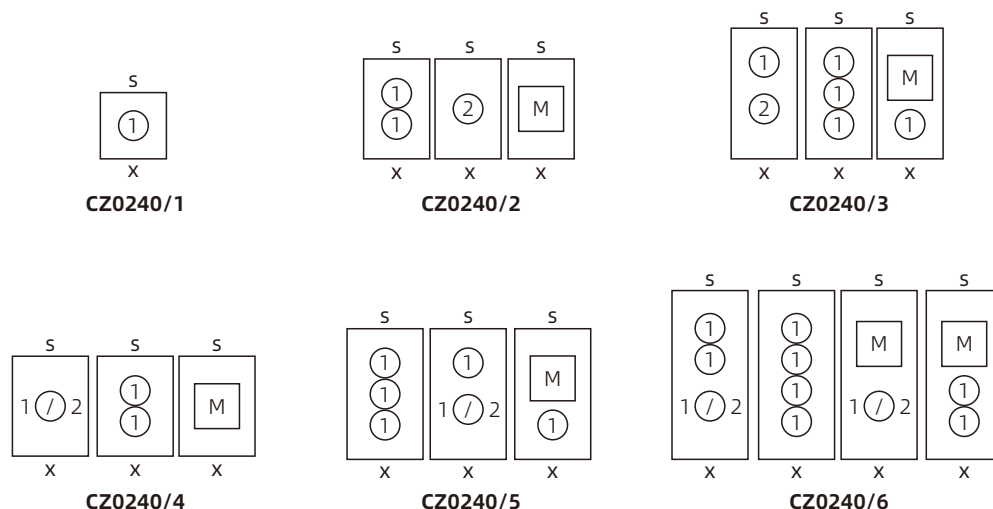
The different enclosure scheme and component module can be selected according to the user's request.

外壳方案 Enclosure scheme

尺寸 1 模块需占用一个安装位置,


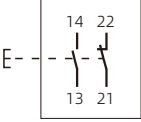

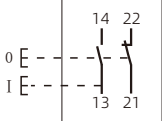

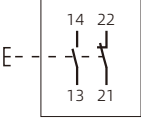

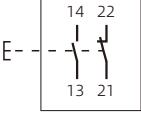

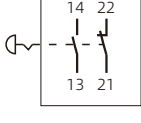

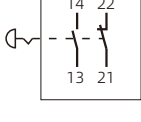

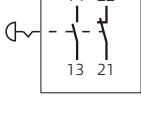

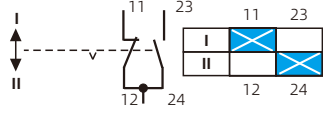
尺寸 2 (四极开关模块) 和尺寸 M (电表模块) 占用二个安装位置。

Size 1 module has a specified mounted position, Size 2 (4-pole module) and size M (ammeter module) has two mounting positions.




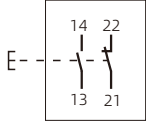

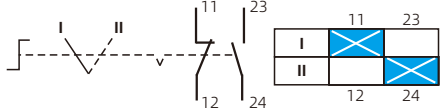

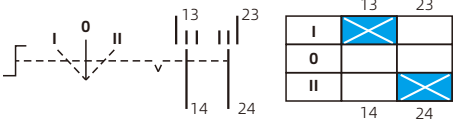

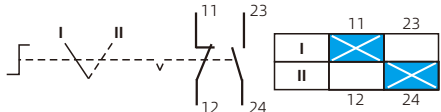

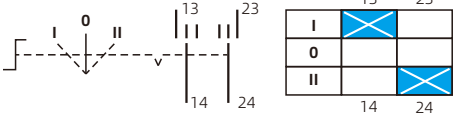

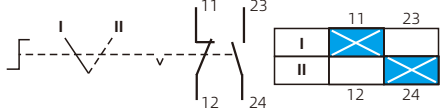

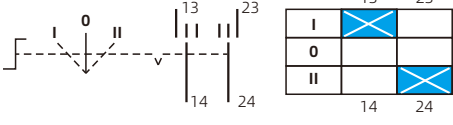
订购规格 Order specifications

CZ0240/1 防爆控制器 CZ0240/1 Explosion-proof controller

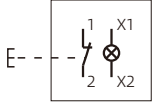
图样 Illustration	描述 Description	重量(kg) Weight	订购号 Order No.
	 <p>1 个按钮, 1NO+1NC 包括标识牌 “O, I, START, STOP” One push button 1NO+1NC, including label "O, I, START, STOP"</p>	0.370	CZ0240/1-0101-1
	 <p>1 个双按钮 1NO+1NC , 包括标识牌 “O, I , START, STOP” One double push button 1NO+1NC, including label "O,I,START, STOP"</p>	0.390	CZ0240/1-0103-1
	 <p>1 个Φ37mm蘑菇头按钮 (黑色) , 1NO+1NC One Φ37mm mushroom head push button (black), 1NO+1NC</p>	0.400	CZ0240/1-0104-1
	 <p>1 个Φ55mm蘑菇头按钮 (黑色) , 1NO+1NC One Φ55mm mushroom head push button (black), 1NO+1NC</p>	0.405	CZ0240/1-0159-1
	 <p>1 个Φ40mm红色急停自锁按钮 1NO+1NC One Φ40mm red emergency stop self-locking push button 1NO+1NC</p>	0.400	CZ0240/1-0152-1
	 <p>1 个Φ55mm红色急停自锁按钮 1NO+1NC One Φ55mm red emergency stop self-locking push button 1NO+1NC</p>	0.430	CZ0240/1-0153-1
	 <p>1 个Φ40mm红色急停自锁按钮 (带保护罩) 1NO+1NC One Φ40mm red e-stop self-locking pushbutton (with protective cover)</p>	0.516	CZ0240/1-0160-1
	 <p>1 个拨动开关 (红/黄) 1NO+1NC One toggle switch (red/yellow) 1NO+1NC</p>	0.375	CZ0240/1-0161-1

A


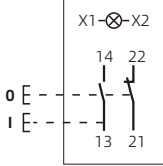



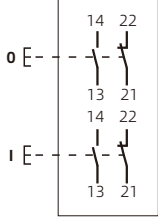

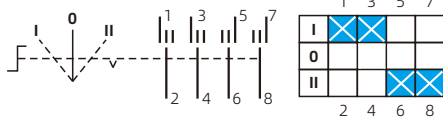
CZ0240/1 防爆控制器 Explosion-proof controller

图样 Illustration	描述 Description	重量(kg) Weight	订购号 Order No.
	 <p>1 个带急停钥匙释放按钮 1NO+1NC One Emergency stop key-releasing push button 1NO+1NC</p>	0.440	CZ0240/1-0154-1
	 <p>1 个二极钥匙按钮、开关 One 2-pole key push button, switch</p>	0.380	CZ0240/1-0155-1
	 <p>1 个二极钥匙按钮、开关 One 2-pole key push button, switch</p>	0.380	CZ0240/1-0156-1
	 <p>1 个二极开关, 小手柄 $\Phi 39\text{mm}$ One 2-pole switch, Small handle $\Phi 39\text{mm}$</p>	0.380	CZ0240/1-0109-1
	 <p>1 个二极开关, 小手柄 $\Phi 39\text{mm}$ One 2-pole switch, Small handle $\Phi 39\text{mm}$</p>	0.380	CZ0240/1-0110-1
	 <p>1 个二极开关, 大手柄 $\Phi 61\text{mm}$ One 2-pole switch, Big handle $\Phi 61\text{mm}$</p>	0.393	CZ0240/1-0157-1
	 <p>1 个二极开关, 大手柄 $\Phi 61\text{mm}$ One 2-pole switch, Big handle $\Phi 61\text{mm}$</p>	0.393	CZ0240/1-0158-1

CZ0240/1 防爆控制器 Explosion-proof controller

图样 Illustration	描述 Description	重量(kg) Weight	订购号 Order No.
	 <p> ● 红 LR Red LR ● 绿 LG Green LG ● 黄 LY Yellow LY ● 兰 LB Blue LB ○ 白 LW White LW 1 个信号灯带按钮 1NC+20V - 250V AC/DC One signal lamp with push button </p>	0.370	CZ0240/1-0162-1
			CZ0240/1-0163-1
			CZ0240/1-0164-1
			CZ0240/1-0165-1
			CZ0240/1-0166-1

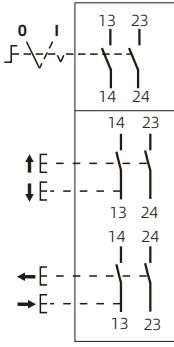
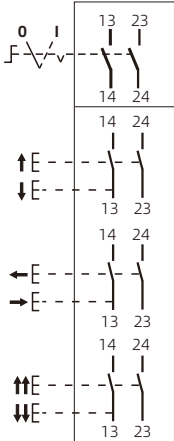
A
CZ0240/2 防爆控制器 Explosion-proof controller

图样 Illustration	描述 Description	重量(kg) Weight	订购号 Order No.
	 <p> ● 红 LR Red LR ● 绿 LG Green LG ● 黄 LY Yellow LY ● 兰 LB Blue LB ○ 白 LW White LW 1 个信号灯 20V - 250V AC/DC 1 个双按钮 1NO+1NC 包括标识牌 "O, I, START, STOP" One signal lamp 20V - 250V AC/DC One double push button 1NO+1NC Including label "O, I, START, STOP" </p>	0.560	CZ0240/2-0201-1
			CZ0240/2-0202-1
			CZ0240/2-0203-1
			CZ0240/2-0204-1
			CZ0240/2-0205-1
	 <p> ● 红 LR Red LR ● 绿 LG Green LG ● 黄 LY Yellow LY ● 兰 LB Blue LB ○ 白 LW White LW 1 个信号灯 20V - 250V AC/DC 1 个按钮, 1NO+1NC 包括标识牌 "O, I, START, STOP" One signal lamp 20V - 250V AC/DC One push button 1NO+1NC, Including label "O, I, START, STOP" </p>	0.550	CZ0240/2-0206-1
			CZ0240/2-0207-1
			CZ0240/2-0208-1
			CZ0240/2-0209-1
			CZ0240/2-0210-1
	 <p> 2 个按钮 每个带 1NO+1NC , 包括标识牌 "O, I, START, STOP" Two push buttons Each with 1NO+1NC, Including label "O, I, START, STOP" </p>	0.540	CZ0240/2-0211-1
	 <p> 1 个四极控制开关 One 4-Pole control switch </p>	0.570	CZ0240/2-0112-1

CZ0240/3 防爆控制器 Explosion-proof controller

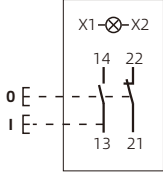
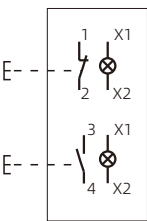
图样 Illustration	描述 Description	重量(kg) Weight	订购号 Order No.
	<p>3 个按钮 每个带 1NO+1NC , 包括标识牌 " I, O, II, START, STOP "</p> <p>Three push buttons Each with 1NO+1NC, Including labels " I, O, II, START, STOP "</p>	0.700	CZ0240/3-0301-1
	<p>● 红 LR Red LR ● 绿 LG Green LG ● 黄 LY Yellow LY ● 兰 LB Blue LB ○ 白 LW White LW</p> <p>1 个信号灯 20V - 250V AC/DC 2 个按钮 每个带 1NO+1NC , 包括标识牌 " O, I, START, STOP "</p> <p>One signal lamp 20V - 250V AC/DC Two push buttons Each with 1NO+1NC Including label " O, I, START, STOP "</p>	0.700	CZ0240/3-0302-1 CZ0240/3-0303-1 CZ0240/3-0304-1 CZ0240/3-0305-1 CZ0240/3-0306-1
	<p>● 红 LR Red LR ● 绿 LG Green LG ● 黄 LY Yellow LY ● 兰 LB Blue LB ○ 白 LW White LW</p> <p>1 个信号灯 20V - 250V AC/DC 1 个双按钮 1NO+1NC 1 个急停自锁按钮 1NO+1NC 包括标识牌 " O, I, START, STOP "</p> <p>One signal lamp 20V - 250V AC/DC One double push button 1NO+1NC One emergency stop self-locking push button 1NO+1NC Including label " O, I, START, STOP "</p>	0.750	CZ0240/3-0357-1 CZ0240/3-0358-1 CZ0240/3-0359-1 CZ0240/3-0360-1 CZ0240/3-0361-1
	<p>1 个电流表, 6A 100 / 15-M1 电流互感器式 1 个二极控制开关 One ammeter, 6A 100 / 15-M1 For current transformer One 2-Pole control switch</p>	0.680	CZ0240/3-0212-1

CZ0240/1、2、3 防爆控制器组合 Combination of explosion-proof controller


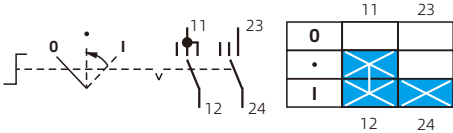
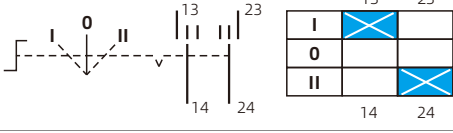
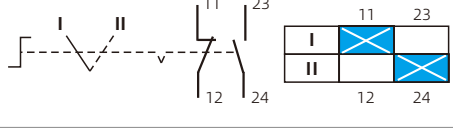

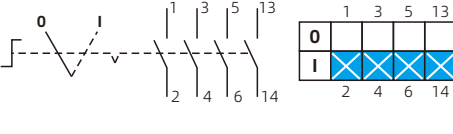
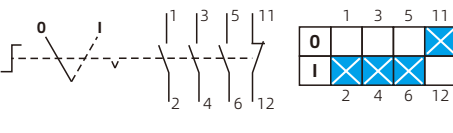
图样 Illustration	描述 Description	重量(kg) Weight	订购号 Order No.
	 <p>一个二极控制开关 标识牌 "0, I" 2 个双按钮 每个带 2NO 包括标识牌 "0, I, ↑, ↓, ←, →" 电缆入口: 塑制 M25×1.5 One 2-Pole control switch Label "0, I" Two double push buttons Each with 2NO Including label "0, I, ↑, ↓, ←, →" Cable entry: moulded plastic M25×1.5</p>	0.940	CZ0240/1+2-0301-2
	 <p>一个二极控制开关 标识牌 "0, I" 3 个双按钮 每个带 2NO 包括标识牌 "0, I, ↑, ↓, ←, →, ↑↑, ↓↓" 电缆入口: 塑制 M25×1.5 One 2-Pole control switch Label "0, I" Three double push buttons Each with 2NO Including label "0, I, ↑, ↓, ←, →, ↑↑, ↓↓" Cable entry: moulded plastic M25×1.5</p>	1.120	CZ0240/1+3-0402-2

A


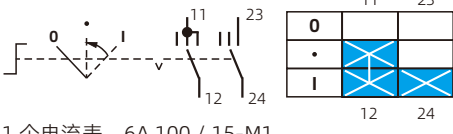

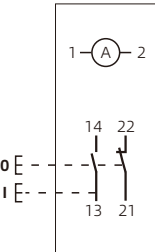
CZ0240/4 防爆控制器 Explosion-proof controller

图样 Illustration	描述 Description	重量(kg) Weight	订购号 Order No.
	<ul style="list-style-type: none"> ● 红 LR Red LR ● 绿 LG Green LG ● 黄 LY Yellow LY ● 兰 LB Blue LB ○ 白 LW White LW  <p>1 个信号灯 20V - 250V AC/DC 1 个双按钮 1NO+1NC 包括标识牌 "0, I, START, STOP" One signal lamp 20V - 250V AC/DC One double push button 1NO+1NC Including "0, I, START, STOP"</p>	0.516	CZ0240/4-0205-8
	CZ0240/4-0206-8		
	CZ0240/4-0207-8		
	CZ0240/4-0208-8		
	CZ0240/4-0209-8		
	 <p>1 个信号灯带按钮 ● 红 LR 1NC+20V - 250V AC/DC 1 个信号灯带按钮 ● 绿 LG 1NO+20V - 250V AC/DC One signal lamp with push button Red component 1NC+20V - 250V AC/DC One signal lamp with push button Green component 1NO+20V - 250V AC/DC</p>	0.511	CZ0240/4-0210-8


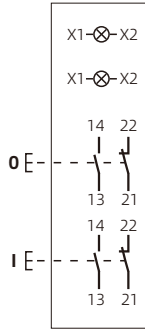

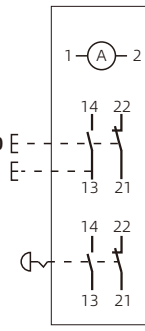

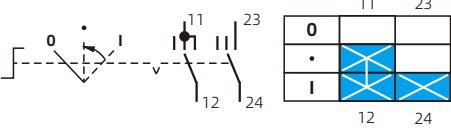
CZ0240/4 防爆控制器 Explosion-proof controller

图样 Illustration	描述 Description	重量(kg) Weight	订购号 Order No.
 <p>1 个二极开关 One 2-pole switch</p>		0.480	CZ0240/4-0101-8
		0.480	CZ0240/4-0102-8
		0.480	CZ0240/4-0103-8
 <p>1 个负荷开关 One load switch</p>		0.570	CZ0240/4-0111-8
		0.570	CZ0240/4-0112-8

CZ0240/5 防爆控制器 Explosion-proof controller

图样 Illustration	描述 Description	重量(kg) Weight	订购号 Order No.
	 <p>1 个电流表, 6A 100 / 15-M1 电流互感器式 1 个二极控制开关 One ammeter, 6A 100 / 15-M1 For current transformer One 2-Pole control switch</p>	0.702	CZ0240/5-0204-8
	 <p>1 个电流表, 6A 100 / 15-M1, 电流互感器式 1 个双按钮 1NO + 1NC 包括标识牌 " 0, I, START, STOP " One ammeter, 6A 100 / 15-M1, for current transformer One double push button 1NO + 1NC Including label " 0, I, START, STOP "</p>	0.707	CZ0240/5-0211-8

CZ0240/6 防爆控制器 Explosion-proof controller

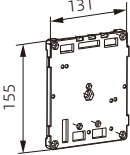
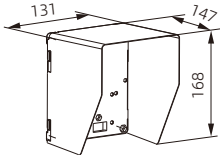
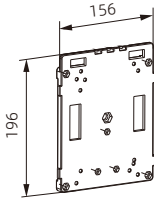
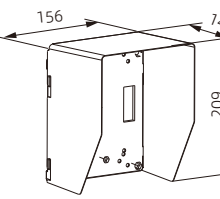
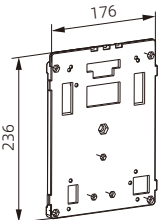
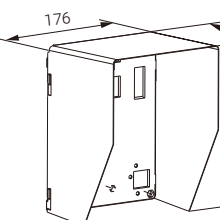
图样 Illustration	描述 Description	重量(kg) Weight	订购号 Order No.
	 <p>2个信号灯 ● 红 LR: 20V - 250V AC/DC ● 绿 LG: 20V - 250V AC/DC 2个按钮 每个带 1NO+1NC, 包括标识牌 " O, I, START, STOP "</p> <p>Two signal lamps ● Red LR: 20V - 250V AC/DC ● Green LG: 20V - 250V AC/DC Two push buttons Each with 1NO+1NC, Including label " O, I, START, STOP "</p>	0.769	CZ0240/6-0401-8
	 <p>1个电流表, 6A 100 / 15-M1, 电流互感器式 1个双按钮 1NO + 1NC 包括标识牌 " O, I, START, STOP "</p> <p>One ammeter, 6A 100 / 15-M1, for current transformer One double push button 1NO + 1NC Including label " O, I, START, STOP "</p> <p>1个急停自锁按钮 1NO+1NC</p> <p>One emergency stop self-locking button 1NO+1NC.</p>	0.891	CZ0240/6-0352-8
	 <p>● 红 LR Red LR 1个信号灯 20V - 250V AC/DC ● 绿 LG Green LG 1个电流表, 6A 100 / 15-M1 ● 黄 LY Yellow LY 电流互感器式 ● 兰 LB Blue LB 1个二极控制开关 ○ 白 LW White LW One signal lamp 20V - 250V AC/DC One ammeter, 6A 100 / 15-M1 For current transformer One 2-Pole control switch</p>	0.846	CZ0240/6-0303-8 CZ0240/6-0304-8 CZ0240/6-0305-8 CZ0240/6-0306-8 CZ0240/6-0307-8

A

电缆密封套引入编码 The code of cable gland

编码 Code	规格 Specification	电缆直径 (Φ) Cable diameter (Φ)
0	塑制 1 个 M32×1.5 电缆密封套 One moulded plastic M32×1.5 cable gland	13 ~ 21mm
1	塑制 1 个 M20×1.5 电缆密封套 One moulded plastic M20×1.5 cable gland	6 ~ 13mm
2	塑制 1 个 M25×1.5 电缆密封套 One moulded plastic M25×1.5 cable gland	9 ~ 17mm
6	塑制 2 个 M20×1.5 电缆密封套 Two moulded plastic M20×1.5 cable glands	6 ~ 13mm
8	塑制 2 个 M25×1.5 电缆密封套 Two moulded plastic M25×1.5 cable glands	9 ~ 17mm
A	塑制 1 个 M20×1.5 电缆密封套 One moulded plastic M20×1.5 cable gland 塑制 1 个 M20×1.5 空塞堵头 One moulded plastic M20×1.5 stopping plug	6 ~ 13mm
B	塑制 1 个 M25×1.5 电缆密封套 One moulded plastic M25×1.5 cable gland 塑制 1 个 M25×1.5 空塞堵头 One moulded plastic M25×1.5 stopping plug	9 ~ 17mm



4000-□附件: 安装板 Accessorise: Mounting plate

图样 Illustration	型号 Type	描述 Description	重量(kg) Weight	编码 Code
 4038/10	墙壁安装方式 Wall type mounting way	用于安装 Can be used for CZ0240/1, CZ0240/2, CZ0240/4	0.200	4038/10
 4038/10P		用于安装 Can be used for CZ0240/3, CZ0240/5	0.220	4038/11
 4038/11		用于安装 Can be used for CZ0240/6	0.240	4038/12
 4038/11P	墙壁式和立式 带不锈钢防雨罩 Wall type and vertical type with stainless steel water -proof cover	用于安装 Can be used for CZ0240/1, CZ0240/2, CZ0240/4	0.420	4038/10P
 4038/12 墙壁安装方式 Wall type mounting way		用于安装 Can be used for CZ0240/3, CZ0240/5	0.530	4038/11P
 4038/12P 墙壁式和立式 带不锈钢防雨罩 Wall type and vertical type with stainless steel water-proof cover		用于安装 Can be used for CZ0240/6	0.710	4038/12P

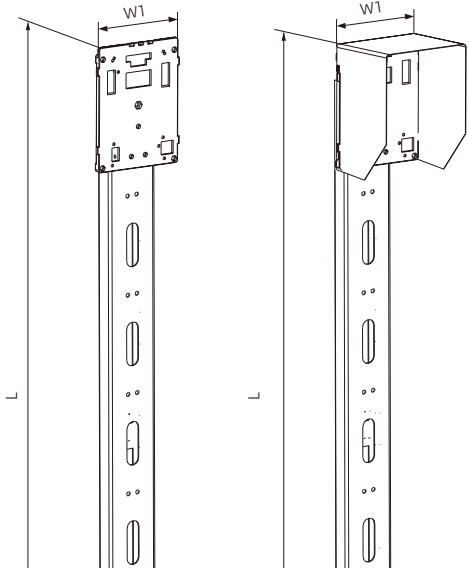
4000-□附件 Accessorise

图样 Illustration	描述 Description	重量(kg) Weight	件/包 Pcs/package	编码 Code
	组合连接螺栓套件: 用于连接两个 CZ0240 外壳, 包括一个连接螺栓, 1 个联接螺母和一个密封圈。 Combination bolt assemblies: Used for connecting to two CZ0240 enclosures, including a bolt, a nut and a sealing ring.	0.010	10	4004
	控制器标贴座用于 CZ0240/1, CZ0240/2, CZ0240/3	0.003	10	4015
	M6 接地螺丝 Earthing screw	0.024	10	CZ8000-4036/6

4000-□附件 Accessorise

图样 Illustration	描述 Description	重量(kg) Weight	件/包 Pcs/package	编码 Code
	4008 金属接地螺母: M20×1.5, M25×1.5 用于CZ0240/1,CZ0240/2,CZ0240/3, 同金属电缆密封套配套。 Metal earthing nuts: M20×1.5, M25×1.5 Used for CZ0240/1,CZ0240/2,CZ0240/3 can be used together with metal cable gland.	0.051	5	4008/1
		0.047	5	4008/2
	4008 金属接地螺母: 1-M32×1.5, 2-M25×1.5, 2-M20×1.5 用于CZ0240/4, CZ0240/5, CZ0240/6, 同金属电缆密封套配套。 Metal earthing nuts: 1-M32×1.5, 2-M25×1.5, 2-M20×1.5 Used for CZ0240/4, CZ0240/5, CZ0240/6 can be used together with metal cable gland.	0.069	5	4008/3
		0.066	5	4008/4
		0.074	5	4008/5

A
4000-□附件: 立式脚盘 Accessory: Vertical foot tray

图样 Illustration	型号 Type	描述 Description	重量(kg) Weight	编码 Code
	立式脚盘 Vertical foot tray	用于安装 Can be used for CZ0240/1, CZ0240/2, CZ0240/4	4.150	4032/□-10
		用于安装 Can be used for CZ0240/3, CZ0240/5	4.170	4032/□-11
		用于安装 Can be used for CZ0240/6	4.190	4032/□-12
	带不锈钢防雨罩 立式脚盘 Vertical foot tray with stainless steel water-proof cover	用于安装 Can be used for CZ0240/1, CZ0240/2, CZ0240/4	4.370	4032/□-10P
		用于安装 Can be used for CZ0240/3, CZ0240/5	4.480	4032/□-11P
		用于安装 Can be used for CZ0240/6	4.660	4032/□-12P

27 – 碳钢 (表面电泳黑色) Carbon steel
(Surface electrophoresis black colour)
40 – 304 不锈钢 Stainless steel
60 – 316L 不锈钢 Stainless steel

材质 Material

单位 Unit: mm

 立式脚盘
Vertical foot tray

 带不锈钢防雨罩立式脚盘
Vertical foot tray with
stainless steel
water-proof cover

产品名称 Name	型号 Type	L	W1
立式脚盘 Vertical foot tray	4032/□-10	1312	131
	4032/□-11	1358	156
	4032/□-12	1398	176
带不锈钢防雨罩立式脚盘 Vertical foot tray with stainless steel water-proof cover	4032/□-10P	1325	131
	4032/□-11P	1371	156
	4032/□-12P	1413	176

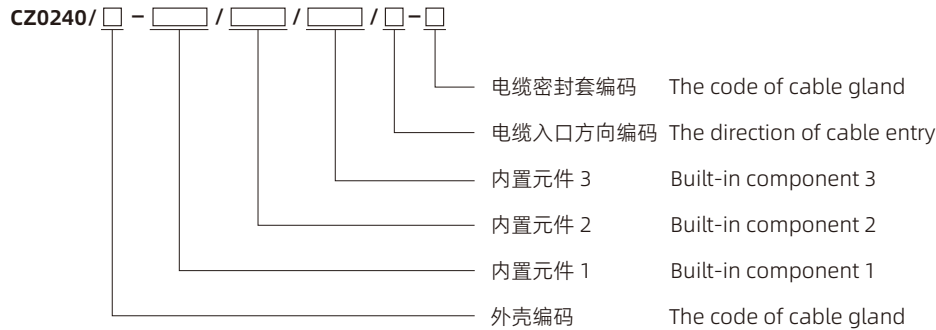
元件 Components

- 1、每个板前导轨型内置元件都有特定的编码，编码和技术参数参照A/133~A/170页。
 - 2、每个电缆密封套都有特定的编码，编码和技术参数参照B/54~B/73页。
- 1.Each board front mounting rail type built-in component has special code, see page A/133~A/170 for the code and technical data.
 - 2.Each cable glands has special code, see page B/54~B/73 for the code and technical data.

其他形式的订购规格 Order specifications of other forms

A

型号含义 Model implication



选型举例 Selection example

1个绿色信号灯，20V-250V AC/DC,1个双按钮1NO+1NC和标识牌“0，I”底部为1个塑制的电缆密封套M20×1.5引入。
 型号为CZ0240/2-601L-LG/60SL-P20222/X-A02。

one green signal lamp, 20V-250V AC/DC, one double button 1NO+1NC and lable “0, I” bottom has a plastic moulded cable gland M20×1.5.

The type is CZ0240/2-601L-LG/60SL-P20222/X-A02.

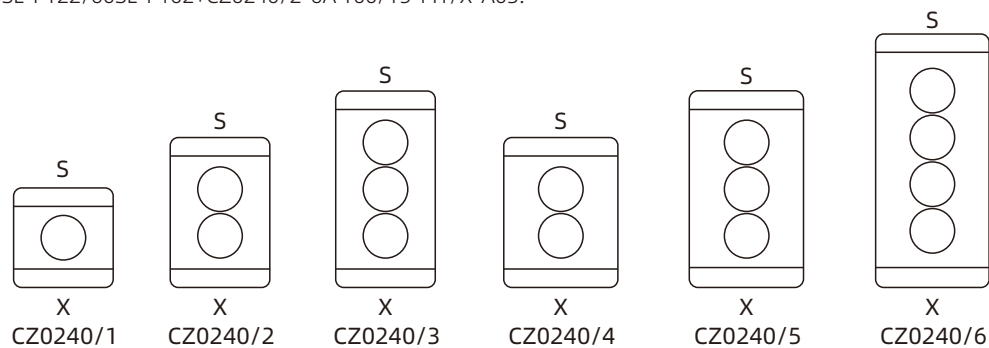
选型举例 Selection example

1个电流表互感式，刻度为100/1，过载倍称5倍，2个按钮，每个都是1NO+1NC和标识牌“0，I”。底部为1个塑制的电缆密封套M25×1.5引入。
 型号为CZ0240/2-60SL-P122/60SL-P102+CZ0240/2-6A 100/15-M1/X-A03。

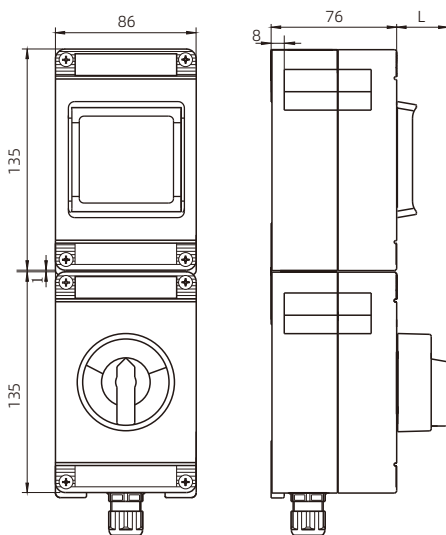
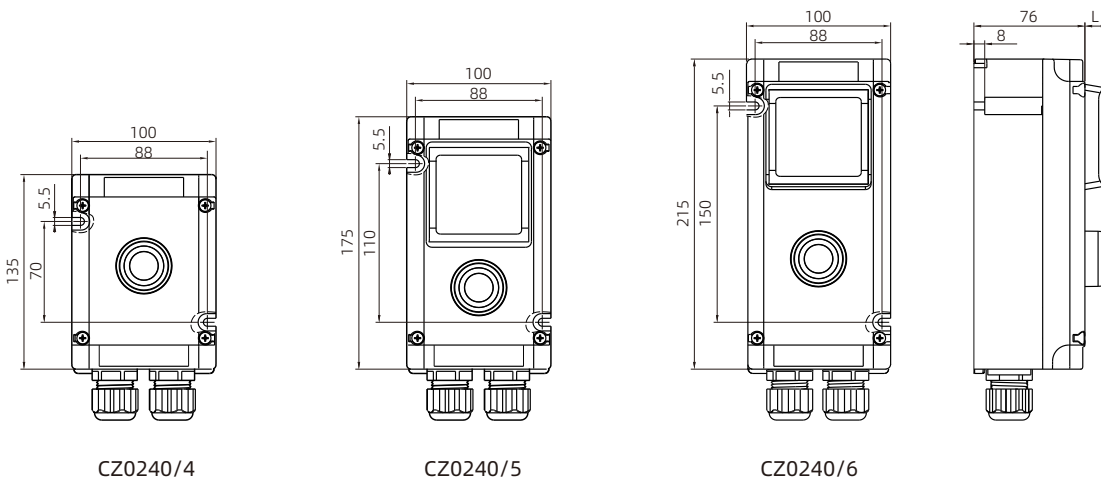
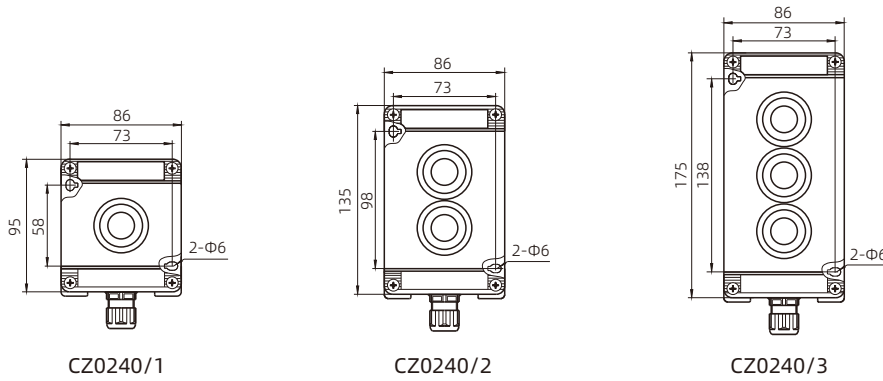
one ammeter with a current transformer, the scale is 100/1, overload 5 times, two buttons,each with 1NO+1NC and label"0,I". Bottom has a plastic moulded cable gland M25×1.5 entry.

The type is CZ0240/2-60SL-P122/60SL-P102+CZ0240/2-6A 100/15-M1/X-A03.

外壳 Enclosures



编码 Code	元件数 Number of components	电缆入口方向/数量 Direction of cable entry / Quantity	
		顶部 Top	底部 Bottom
CZ0240/1	1	S 1×M20 或 or 1×M25	X 1×M20 或 or 1×M25
CZ0240/2	1~2	S 1×M20 或 or 1×M25	X 1×M20 或 or 1×M25
CZ0240/3	2~3	S 1×M20 或 or 1×M25	X 1×M20 或 or 1×M25
CZ0240/4	1~2		X 1×M32 或 or 2×M25; 1×M25 或 or 2×M20
CZ0240/5	2~3		X 1×M32 或 or 2×M25; 1×M25 或 or 2×M20
CZ0240/6	2~4		X 1×M32 或 or 2×M25; 1×M25 或 or 2×M20

外形安装尺寸 Outline and installation dimensions


CZ0240/1, 2, 3组合 Combination

操作头 Operation head		L (mm)
橡胶按钮	Rubber sheath push button	15.5
橡胶双按钮	Rubber sheath double push button	15.5
蘑菇头按钮	Mushroom head push button	40.8
钥匙按钮、开关	Key push button, switch	33.3
急停钥匙释放按钮	Emergency stop key-releasing push button	41.6
急停按拉式按钮	Emergency push-pulling push button	40.8
急停扭动释放按钮	Emergency stop rotation-releasing push button	41.8
K□ 开关操作头	K□ Switch operation head	30.6
S□ 开关操作头	S□ Switch operation head	30.6
H□ 四极开关	H□ 4-Pole switch	30.6
信号灯罩	Cover of signal lamp	23.5
电位器整定操作头	Operation head of potentiometer setting	31
M□ 表框	M□ Calotte	12
信号灯带按钮	Signal lamp with push button	17.5
拨动开关	Toggle switch	20