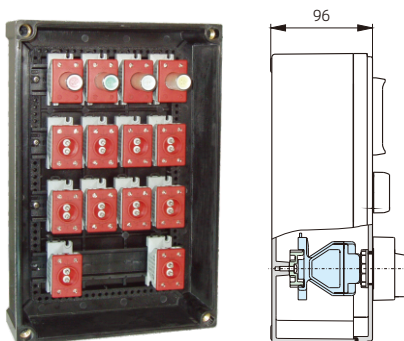



方案 Method

低箱体：元件布局一层 Low box: component layout one layer

图样 Illustration	规格 Specifications	长×宽×高 (mm) Length×width×height
	CZ1242/001	122×122×96
	CZ1242/011	122×170×96
	CZ1242/031	134×220×96
	CZ1242/051	160×275×96
	CZ1242/071	234×352×96
	CZ1242/081	352×352×96

高箱体：元件布局二层 High box: component layout two layer

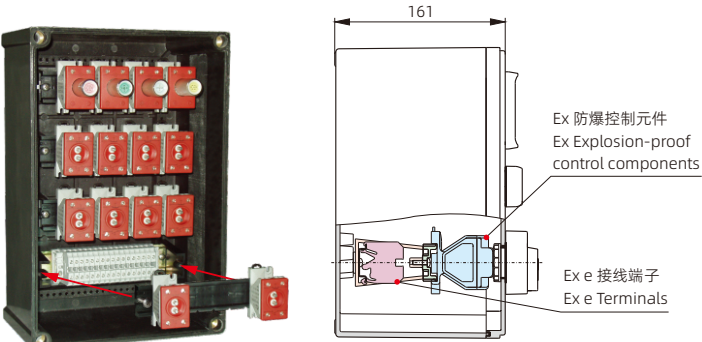
图样 Illustration	规格 Specifications	长×宽×高 (mm) Length×width×height
	CZ1242/032	134×220×141
	CZ1242/052	160×275×161
	CZ1242/072	234×352×161
	CZ1242/082	352×352×161
	CZ1242/092	352×706×161

示意图 Diagram


根据用户要求，可选配不同的外壳方案和元件模块。

The different enclosure scheme and component module can be selected according to the user's request.

外壳方案 Enclosure scheme

尺寸 1 模块需占用一个安装位置，

尺寸 2（四极开关模块）和尺寸 M（电表模块）占用二个安装位置。

Size 1 module has a specified mounted position,

Size 2 (4-pole module) and size M (ammeter module) has two mounting positions.



4032/□ 立式脚盘
Vertical foot tray



配4032/□立式脚盘
Match 4032/□
vertical foot tray together



配4032/□带不锈钢防雨罩立式脚盘
Match 4032/□ vertical foot tray with
stainless steel water-proof cover

主要数据 Main technical data

认证 Certification	防爆标志 Ex mark	符合标准 Meet the standard
CCC: 2020312304000898	Ex d e ia mb IIC T6/T5/T4 Gb Ex tD A21 IP66 T80°C/T95°C/T130°C	GB/T3836 GB12476
IECEX: IECEX CML 17.0044X	Ex db eb ia mb IIC T6/T5/T4 Gb Ex tb IIIC T80°C/T95°C/T130°C Db	IEC60079
ATEX: CML 17ATEX3104X	Ex II 2 GD Ex db eb ia mb IIC T6/T5/T4 Gb Ex tb IIIC T80°C/T95°C/T130°C Db	EN60079

适用范围: 用于 1 区和 2 区, 用于 21 区和 22 区
 使用环境温度: $-40^{\circ}\text{C} \leq T_a \leq +40^{\circ}\text{C} / +55^{\circ}\text{C}$
 $-55^{\circ}\text{C} \leq T_a \leq +40^{\circ}\text{C} / +55^{\circ}\text{C}$ (可选)


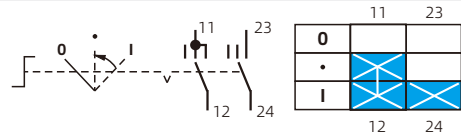
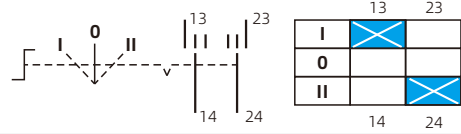
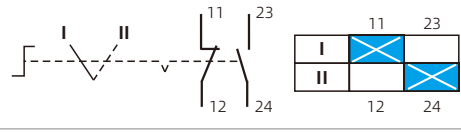

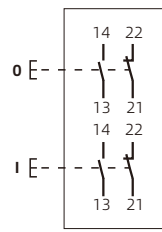

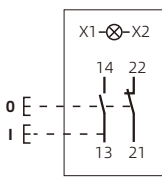
防护等级: IP66/IP65
 额定电压: up to 1100V
 额定电流: up to 630A
 元件端子: $2 \times 2.5\text{mm}^2$
 PE 端子: 4mm^2

外壳材料: GRP (抗静电玻璃纤维增强聚脂 SMC)
 电缆入口: 壁式: $1 \times M25$, 电缆外径 $\Phi 9 \sim 17\text{mm}$
 $1 \times M32$, 电缆外径 $\Phi 13 \sim 21\text{mm}$
 立式安装 (安装附件详见 A/81 ~ A/83 页)


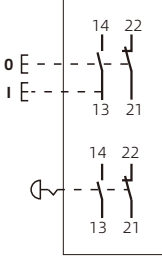

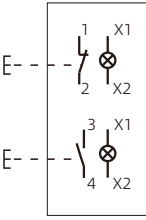
Intended use: Can be used in zone 1 and zone 2, Can be used in zone 21 and zone 22
 Ambient temperature: $-40^{\circ}\text{C} \leq T_a \leq +40^{\circ}\text{C} / +55^{\circ}\text{C}$
 $-55^{\circ}\text{C} \leq T_a \leq +40^{\circ}\text{C} / +55^{\circ}\text{C}$ (Optional)

Degree of protection: IP66 / IP65
 Rated voltage: up to 1100V
 Rated current: up to 630A
 Component terminal: $2 \times 2.5\text{mm}^2$
 PE terminals: 4mm^2
 Material of enclosure: GRP (anti-static glass fibre reinforced polyester SMC)
 Cable entry: wall type: $1 \times M25$, Cable outside diameter: $\Phi 9 \sim 17\text{mm}$
 $1 \times M32$, Cable outside diameter: $\Phi 13 \sim 21\text{mm}$
 Vertical mounted (mounting accessory see A/81 ~ A/83.)


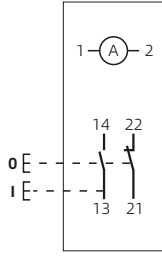

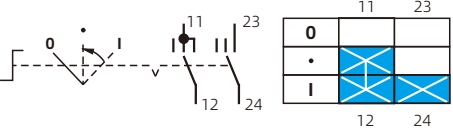
订购规格 Order specifications
CZ1242/1 全塑防爆控制箱(操作柱) Full plastic Explosion-proof control box (operation post)

图样 Illustration	描述 Description	重量(kg) Weight	订购号 Order No.
 <p>1 个二极开关 One 2-Pole switch</p>		1.150	CZ1242/1□-0101-2
		1.150	CZ1242/1□-0102-2
		1.150	CZ1242/1□-0103-2
	 <p>2 个按钮, 每个带 1NO+1NC, 包括标识牌 "O, I, START, STOP" Two buttons, each with 1NO+1NC, Including label "O, I, START, STOP"</p>	1.120	CZ1242/1□-0204-2
	 <p>● 红 LR Red LR ● 绿 LG Green LG ● 黄 LY Yellow LY ● 兰 LB Blue LB ○ 白 LW White LW 1 个信号灯 20V - 250V AC/DC 1 个双按钮 1NO+1NC 包括标识牌 "O, I, START, STOP" One signal lamp 20V - 250V AC/DC One double push button 1NO+1NC Including label "O, I, START, STOP"</p>	1.130	CZ1242/1□-0205-2 CZ1242/1□-0206-2 CZ1242/1□-0207-2 CZ1242/1□-0208-2 CZ1242/1□-0209-2


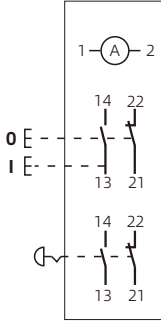

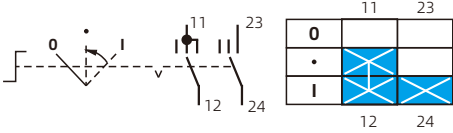

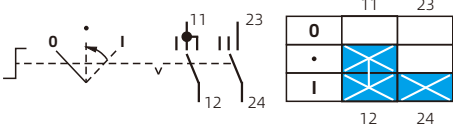

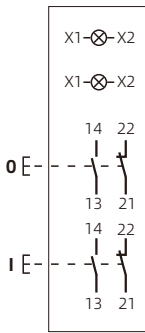
CZ1242/1 全塑防爆控制箱(操作柱) Full plastic Explosion-proof control box (operation post)

图样 Illustration	描述 Description	重量(kg) Weight	订购号 Order No.
	 <p>1个双按钮 1NO+1NC , 包括标识牌 “ 0, I, START, STOP ” 1个急停自锁按钮 1NO+1NC, 带刻字 One double button 1NO+1NC, Including label “ 0, I, START, STOP ” One emergency stop self-locking button 1NO+1NC, with engraved words</p>	1.160	CZ1242/1□-0250-2
	 <p>1个信号灯带按钮 ● 红 LR 1NC+20V - 250V AC/DC 1个信号灯带按钮 ● 绿 LG 1NO+20V - 250V AC/DC One signal lamp with push button Red component 1NC+20V - 250V AC/DC One signal lamp with push button Green component 1NO+20V - 250V AC/DC</p>	1.120	CZ1242/1□-0211-2


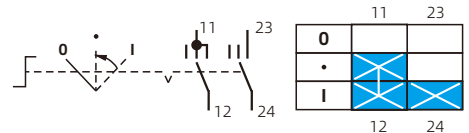

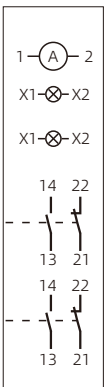

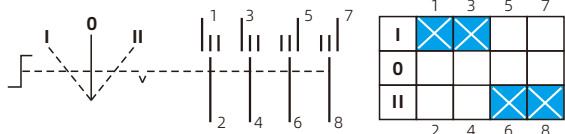
A
CZ1242/2 全塑防爆控制箱(操作柱) Full plastic Explosion-proof control box (operation post)

图样 Illustration	描述 Description	重量(kg) Weight	订购号 Order No.															
	 <p>1个电流表, 6A 100 / 15-M1, 电流互感器式 1个双按钮 1NO + 1NC 包括标识牌 “ 0, I, START, STOP ” One ammeter, 6A 100 / 15-M1, for current transformer One double push button 1NO + 1NC Including label " 0, I, START, STOP "</p>	1.450	CZ1242/2□-0201-0															
	 <p>1个电流表, 6A 100 / 15-M1 电流互感器式 1个二极控制开关 One ammeter, 6A 100 / 15-M1 For current transformer One 2-Pole control switch</p> <table border="1" data-bbox="808 1709 979 1842"> <tr> <td></td> <td>11</td> <td>23</td> </tr> <tr> <td>0</td> <td></td> <td></td> </tr> <tr> <td>•</td> <td style="background-color: #e0f0ff;"></td> <td></td> </tr> <tr> <td>I</td> <td style="background-color: #e0f0ff;"></td> <td style="background-color: #e0f0ff;"></td> </tr> <tr> <td></td> <td>12</td> <td>24</td> </tr> </table>		11	23	0			•			I				12	24	1.550	CZ1242/2□-0202-0
	11	23																
0																		
•																		
I																		
	12	24																

CZ1242/3 全塑防爆控制箱(操作柱) Full plastic Explosion-proof control box (operation post)

图样 Illustration	描述 Description	重量(kg) Weight	订购号 Order No.
	 <p>1个电流表, 6A 100 / 15-M1, 电流互感器式 1个双按钮 1NO+1NC 包括标识牌 " O, I, START, STOP "</p> <p>1个急停自锁按钮 1NO+1NC One ammeter, 6A 100 / 15-M1, for current transformer One double button 1NO + 1NC Including label " O, I, START, STOP "</p> <p>One emergency stop self-locking button 1NO+1NC. With engraved words</p>	1.650	CZ1242/2□-0353-0
	 <p>1个二极控制开关, 2个信号灯 ● 红LR: 20V - 250V AC/DC ● 绿LG: 20V - 250V AC/DC One 2-Pole control switch Two signal lamps</p>	1.500	CZ1242/2□-0304-0
	 <p>● 红 LR Red LR 1个信号灯 20V - 250V AC/DC ● 绿 LG Green LG 1个电流表, 6A 100 / 15-M1 ● 黄 LY Yellow LY 电流互感器式 1个二极控制开关 One signal lamp 20V - 250V AC/DC One ammeter, 6A 100 / 15-M1 For current transformer One 2-Pole control switch</p>	1.650	CZ1242/2□-0305-0 CZ1242/2□-0306-0 CZ1242/2□-0307-0
	 <p>2个信号灯 ● 红 LR: 20V - 250V AC/DC ● 绿 LG: 20V - 250V AC/DC 2个按钮 每个带 1NO+1NC, 包括标识牌 " O, I, START, STOP "</p> <p>Two signal lamps ● Red LR: 20V - 250V AC/DC ● Green LG: 20V - 250V AC/DC Two buttons Each with 1NO+1NC, Including label " O,I,START,STOP "</p>	1.650	CZ1242/2□-0408-0

CZ1242/3 全塑防爆控制箱(操作柱) Full plastic Explosion-proof control box (operation post)

图样 Illustration	描述 Description	重量(kg) Weight	订购号 Order No.
	 <p>1个电流表, 6A 100 / 15-M1 电流互感器式 2个信号灯 ● 红 LR: 20V - 250V AC/DC ● 绿 LG: 20V - 250V AC/DC 一个二极控制开关</p> <p>One ammeter, 6A 100 / 15-M1 For current transformer Two signal lamps ● Red LR: 20V - 250V AC/DC ● Green LG: 20V - 250V AC/DC One 2-pole control switch</p>	2.000	CZ1242/3□-0401-0
	 <p>1个电流表, 6A 100 / 15-M1 电流互感器式 2个信号灯 ● 红 LR: 20V - 250V AC/DC ● 绿 LG: 20V - 250V AC/DC 2个按钮, 每个带 1NO+1NC 包括标识牌 “0, I, START, STOP”</p> <p>One ammeter, 6A 100 / 15-M1 For current transformer Two signal lamps ● Red LR: 20V - 250V AC/DC ● Green LG: 20V - 250V AC/DC Two buttons, each with 1NO+1NC Including label “0, I, START, STOP”</p>	2.070	CZ1242/3□-0502-0
	 <p>2个信号灯 ● 红 LR: 20V - 250V AC/DC ● 绿 LG: 20V - 250V AC/DC 2个按钮, 每个带 1NO+1NC 包括标识牌 “0, I, START, STOP” 一个四极控制开关</p> <p>Two signal lamps ● Red LR: 20V - 250V AC/DC ● Green LG: 20V - 250V AC/DC Two buttons, each with 1NO+1NC Including label “0, I, START, STOP” One 4-Pole control switch</p>	2.000	CZ1242/3□-0503-0

A

L: $-40^{\circ}\text{C} \leq T_a \leq +40^{\circ}\text{C}$
 H: $-40^{\circ}\text{C} \leq T_a \leq +55^{\circ}\text{C}$

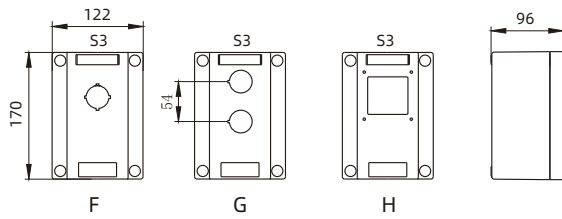
← 使用环境温度
 Ambient temperature

电缆入口 Cable entries

编码 Code	规格 Specification	电缆直径Φ Cable diameter Φ
0	1个塑制 M32×1.5 One moulded plastic M32×1.5	13 ~ 21mm
2	1个塑制 M25×1.5 One moulded plastic M25×1.5	9 ~ 17mm
8	2个塑制 M25×1.5 Two moulded plastic M25×1.5	9 ~ 17mm
J	1个铜制 CZ0227/M25×1.5 One brass CZ0227/M25×1.5	11 ~ 15mm
K	1个铜制 CZ0227/M32×1.5 One brass CZ0227/M32×1.5	13 ~ 19mm

CZ1242/1 全塑防爆控制箱 Full plastic Explosion-proof control box

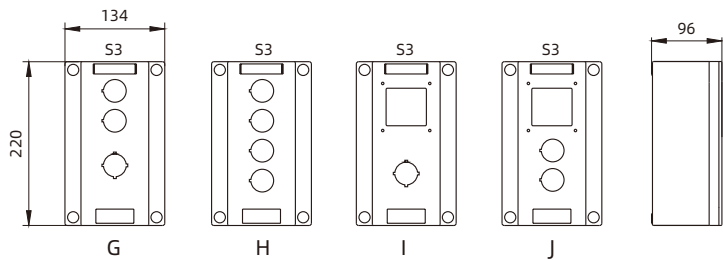
方案Method



元件安装数: ≤ 2 个
The number of installed components: ≤ 2

CZ1242/2 全塑防爆控制箱 Full plastic Explosion-proof control box

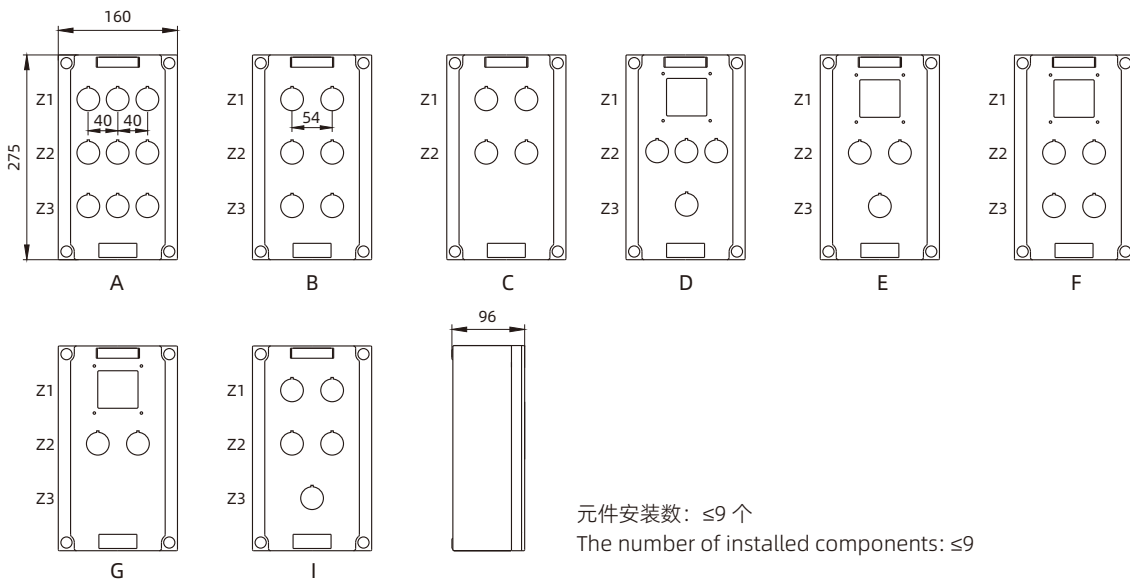
方案Method



元件安装数: ≤ 4 个
The number of installed components: ≤ 4

CZ1242/3 全塑防爆控制箱 Full plastic Explosion-proof control box

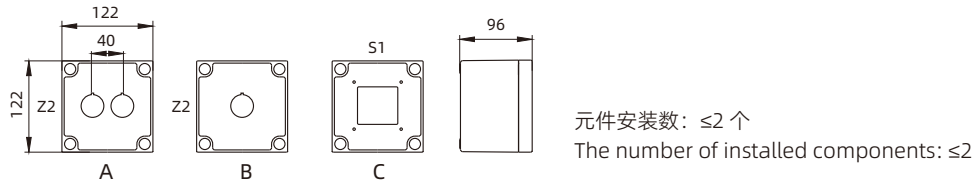
方案Method



元件安装数: ≤ 9 个
The number of installed components: ≤ 9

CZ1242/001 全塑防爆控制箱 Full plastic Explosion-proof control box

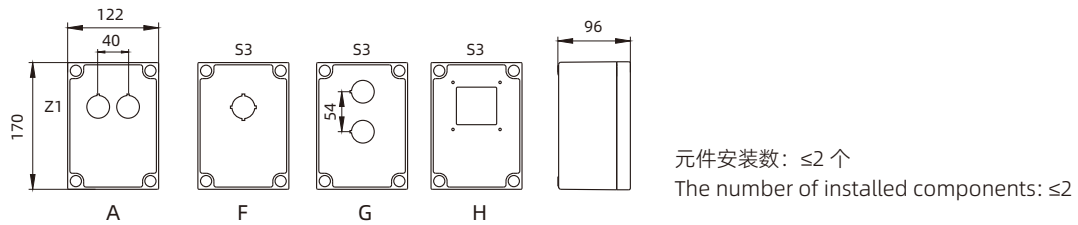
方案 Method



A

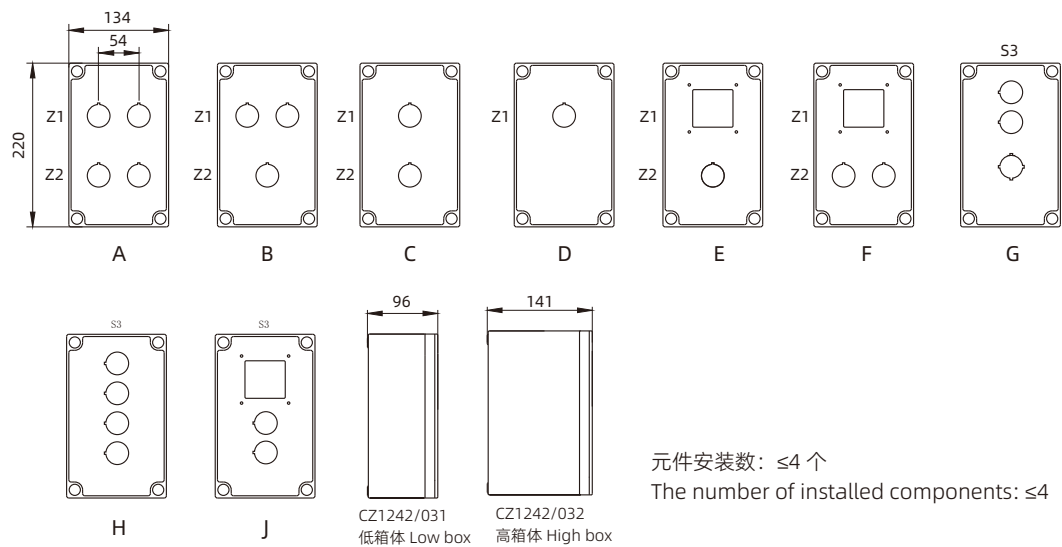
CZ1242/011 防爆控制箱 Explosion-proof control box

方案 Method



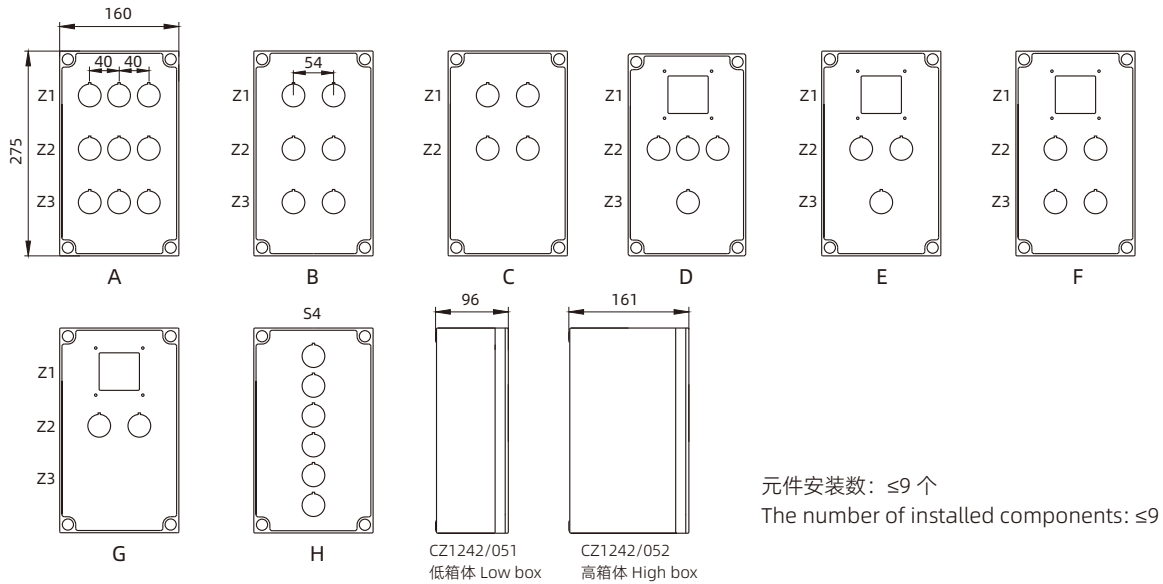
CZ1242/031、032 全塑防爆控制箱 Full plastic Explosion-proof control box

方案 Method

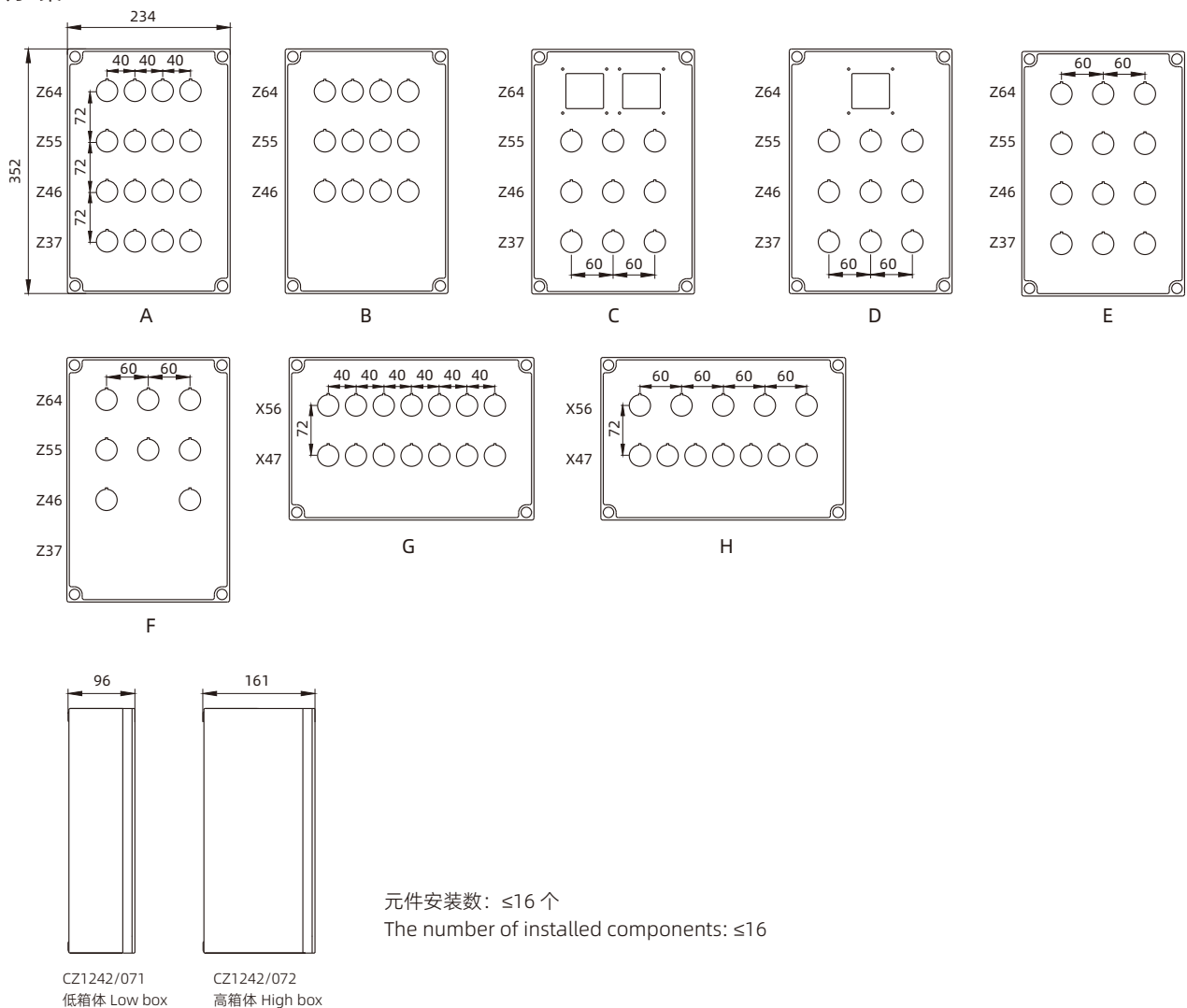


CZ1242/051、052 全塑防爆控制箱 Full plastic Explosion-proof control box

方案 Method

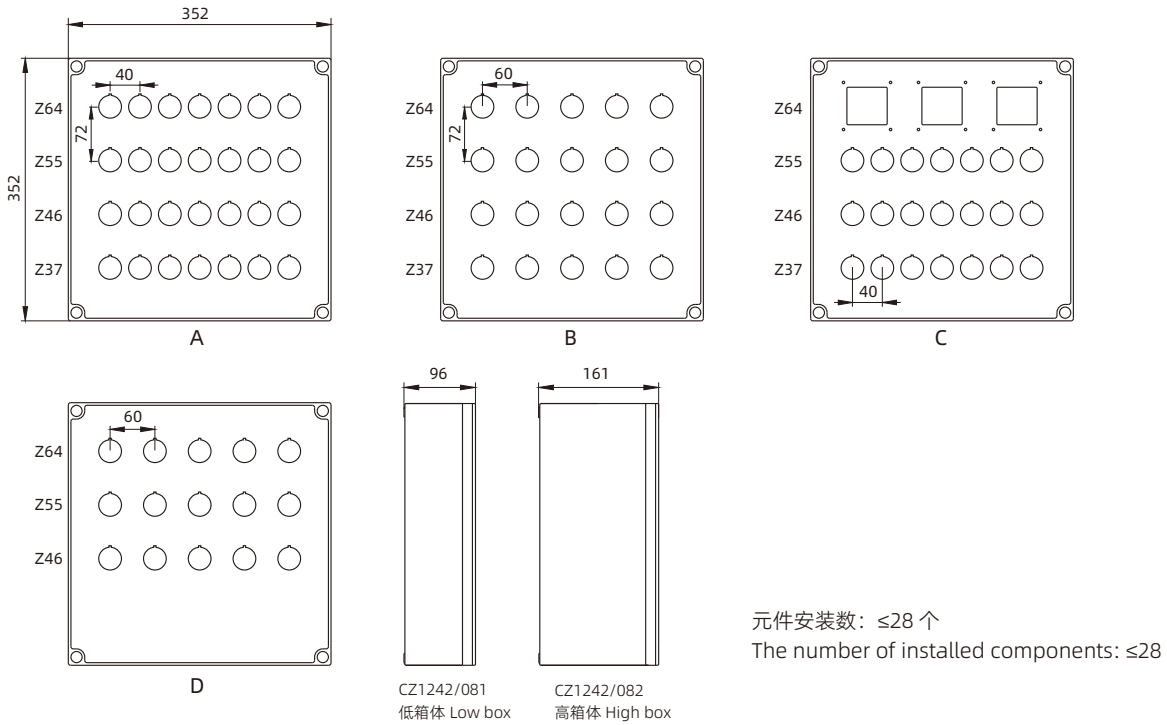

CZ1242/071、072 全塑防爆控制箱 Full plastic Explosion-proof control box

方案 Method



CZ1242/081、CZ1242/082 全塑防爆控制箱 Full plastic Explosion-proof control box

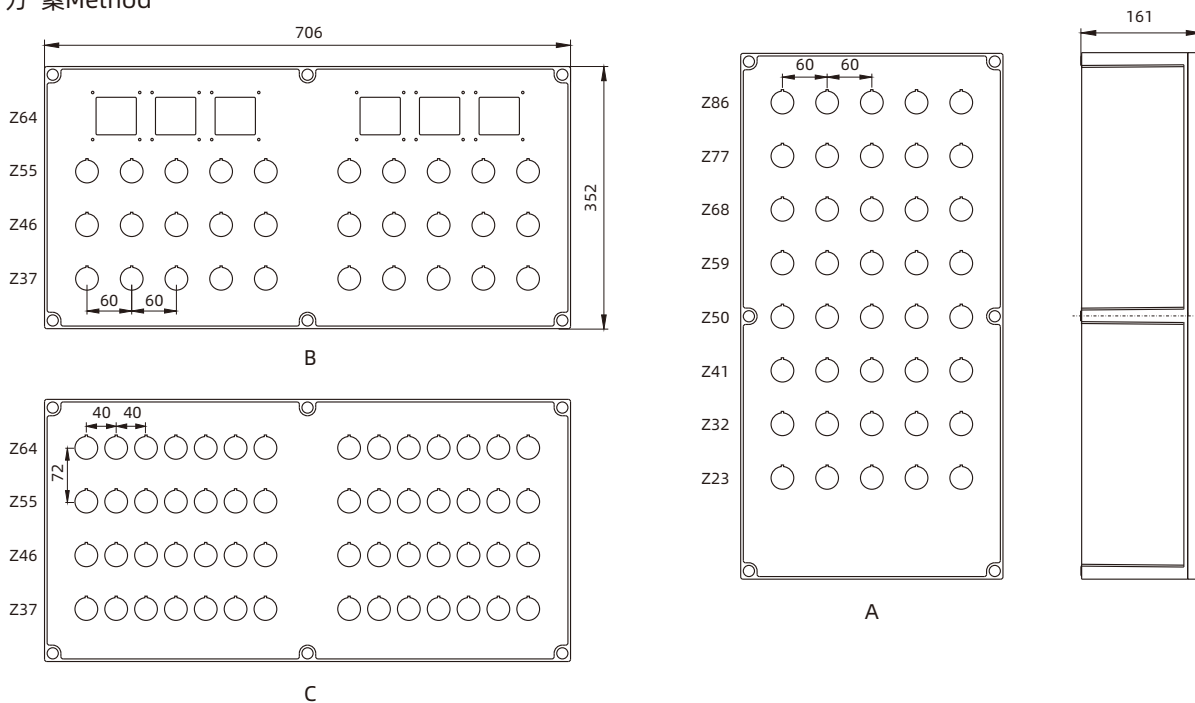
方案 Method



A

CZ1242/092 全塑防爆控制箱 Full plastic Explosion-proof control box

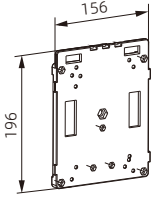
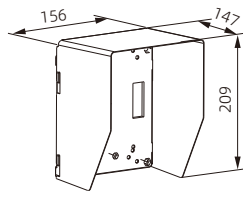
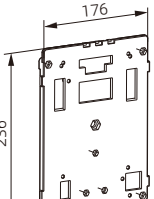
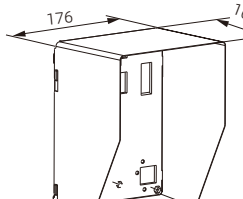
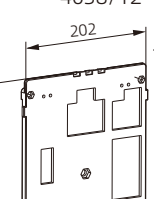
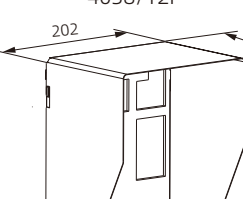
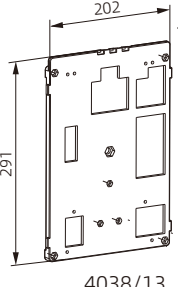
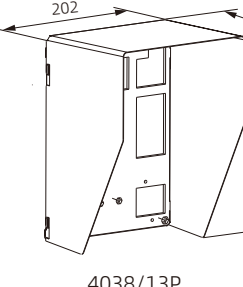
方案 Method



8000-□ 附件：接地螺丝 Accessories: Earthing screw

图样 Illustration	描述 Description	件/包 Pcs/package	重量(kg) Weight	编码 Code
 	接地螺丝 M6×38mm Earthing screw M6×38mm	10	0.024	CZ8000-4036/6
	接地螺丝 M10×55mm Earthing screw M10×55mm	10	0.102	CZ8000-4036/10
	2 只铰链和 1 只挂锁套 Hinges 2pcs and padlock 1pcs	1	0.150	CZ8000-8046/01

4000-□ 附件：墙壁、立式安装板和防雨罩
Accessories: Wall, vertical mounting bracket and rain-proof cover

图样 Illustration	型号 Type	描述 Description	重量(kg) Weight	编码 Code
 	墙壁安装方式 Wall type mounting way	用于安装 Can be used for CZ0240/1, CZ1242/011	0.220	4038/11
 		用于安装 Can be used for CZ0240/2, CZ0240/031	0.240	4038/12
 		用于安装 Can be used for CZ0240/3, CZ0240/051	0.266	4038/13
 	墙壁式和立式 带不锈钢防雨罩 Wall type and vertical type with stainless steel water -proof cover	用于安装 Can be used for CZ0240/1, CZ0240/011	0.420	4038/11P
		用于安装 Can be used for CZ0240/2, CZ0240/031	0.710	4038/12P
		用于安装 Can be used for CZ0240/3, CZ0240/051	0.838	4038/13P

4000-□ 附件：立式脚盘 Accessory: Vertical foot tray

图样 Illustration	型号 Type	描述 Description	重量(kg) Weight	编码 Code	
	立式脚盘(1) Vertical foot tray(1)	用于安装 Can be used for CZ0240/1, CZ0240/011	4.170	4032/□-11	
		用于安装 Can be used for CZ0240/2, CZ0240/031	4.190	4032/□-12	
		用于安装 Can be used for CZ0240/3, CZ0240/051	4.216	4032/□-13	
	带不锈钢防雨罩 立式脚盘 Vertical foot tray with stainless steel water-proof cover		用于安装 Can be used for CZ0240/1, CZ0240/011	4.480	4032/□-11P
			用于安装 Can be used for CZ0240/2, CZ0240/031	4.660	4032/□-12P
			用于安装 Can be used for CZ0240/3, CZ0240/051	4.788	4032/□-13P
	立式脚盘(2) Vertical foot tray(2)		用于安装 Can be used for CZ0240/071	7.260	4032/□-14
			用于安装 Can be used for CZ0240/081	7.600	4032/□-15
			27 – 碳钢 (表面电泳黑色) Carbon steel (Surface electrophoresis black colour) 40 – 304 不锈钢 Stainless steel 60 – 316L 不锈钢 Stainless steel	← 材质 Material	

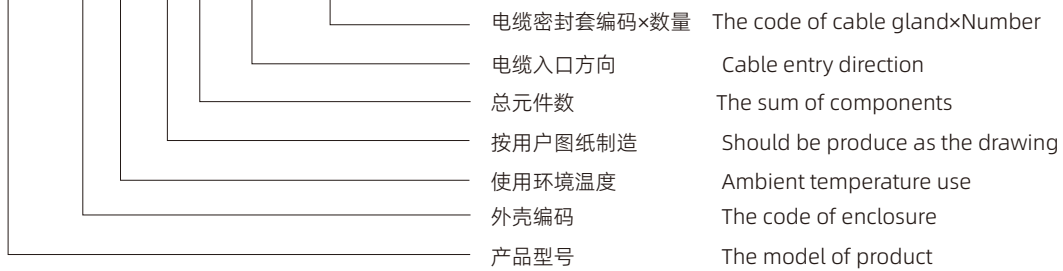
单位 Unit: mm			
产品名称 Name	型号 Type	L	W1
立式脚盘(1) Vertical foot tray(1)	4032/□-11	1312	156
	4032/□-12	1358	176
	4032/□-13	1398	202
带不锈钢防雨罩立式脚盘 Vertical foot tray with stainless steel water-proof cover	4032/□-11P	1325	156
	4032/□-12P	1371	176
	4032/□-13P	1413	202
立式脚盘(2) Vertical foot tray(2)	4032/□-14	1355	236
	4032/□-15	1355	354

A

订购规格 Order specifications

型号含义 Model implication:

CZ1242 / □ □ - T □ / □ - □ × □



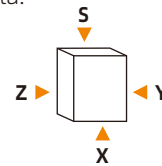
A

元件、附件 Components:

- 每个板前导轨型内置元件都有特定的编码，编码和技术参数详见 A/133 ~ A/170 页。
- 电缆入口的电缆密封套都有特定的编码，编码和技术参数详见 B/54 ~ B/73 页。
- Each board front mounting rail type built-in component has special code, see pages A/133 ~ A/170 for code and technical data.
- The cable gland for cable entry has special code, see pages B/54 ~ B/73 for code and technical data.

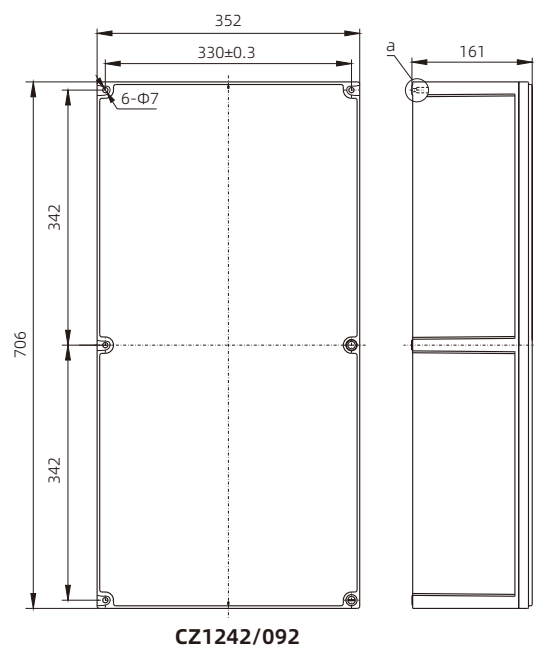
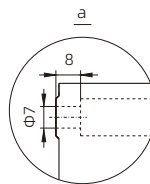
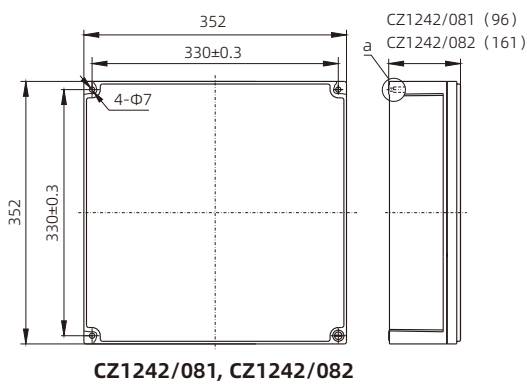
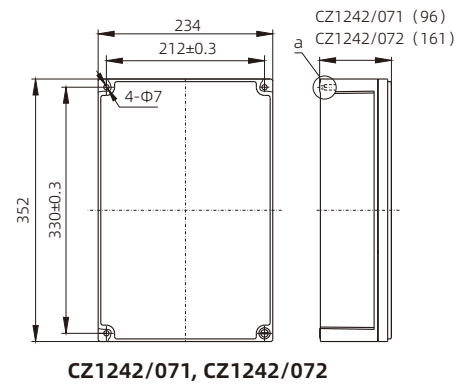
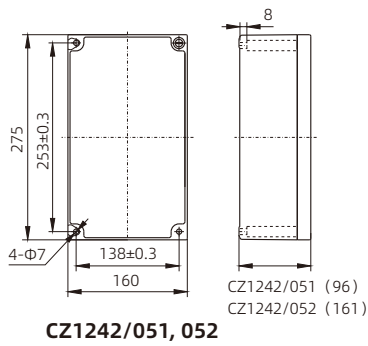
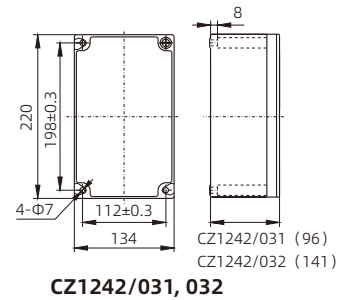
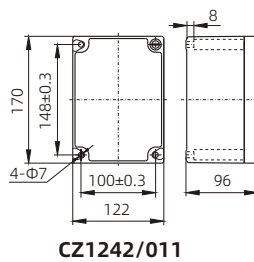
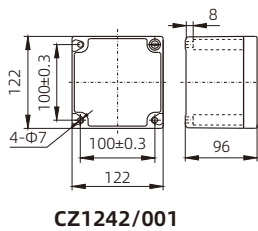
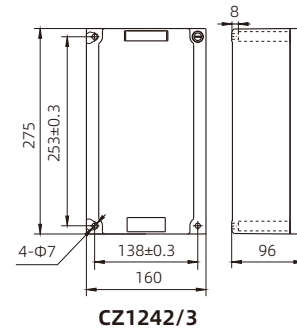
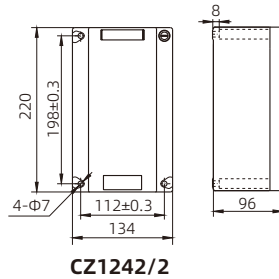
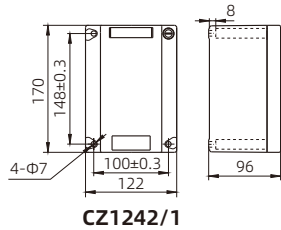
电缆入口方向 Direction of cable entry:

电缆入口要求在订单中说明，请注明侧面引入方向和位置。
The cable entries are required to indicate the directions and positions when order.



4000-□附件：立式脚盘 Accessory: Vertical foot tray

图样 Illustration	描述 Description	重量(kg) Weight	订购号 Order No.
<p>4005/□ 立式脚盘 4005/□ Vertical foot tray</p>	<p>配合立式脚盘使用： 4030 操作柱接头，铝制表面喷塑 With the use of vertical foot tray together: 4030 Joint of operation post, aluminum with plastic powder coated.</p>	0.457	L
	<p>立式脚盘用于安装 Vertical foot tray can be used for CZ1242/1, CZ1242/2, CZ1242/3</p>	4.67	4005/□
	<p>G: 304 不锈钢 No.304 Stainless steel S: 优质钢表面电泳处理 Fine quality steel with electrophoresing surface</p>		← 材质 Material

外形及安装尺寸 Outline and installation dimensions

A